

# Tata India Innovation Fund

(An open-ended equity scheme following innovation theme)

**TATA**  
mutual fund

As on 30th June 2025

## INVESTMENT STYLE

An open-ended equity scheme following innovation theme

## INVESTMENT OBJECTIVE

The investment objective of the scheme is to provide investors with opportunities for long term capital appreciation by investing in equity and equity related instruments of companies that seeks to benefit from adoption of innovative strategies & theme. However, there is no assurance or guarantee that the investment objective of the scheme will be achieved. The scheme does not assure or guarantee any returns.

## DATE OF ALLOTMENT

November 28, 2024

## FUND MANAGER

Meeta Shetty (Managing Since 28-Nov-24 and overall experience of 18 years), Hasmukh Vishariya (Managing Since 01-Mar-25 and overall experience of 7 years)

## BENCHMARK

Nifty 500 TRI

## NAV (in Rs.)

Direct - Growth	: 9.9067
Direct - IDCW	: 9.9067
Reg - Growth	: 9.8161
Reg - IDCW	: 9.8161

## FUND SIZE

Rs. 1776.53 (Rs. in Cr.)

## MONTHLY AVERAGE AUM

Rs. 1755.19 (Rs. in Cr.)

## TURN OVER

Portfolio Turnover (Equity component only) 12.59%

## EXPENSE RATIO\*\*

Direct	0.52
Regular	2.02

\*\*Note: The rates specified are actual month end expenses charged as on Jun 30, 2025. The above ratio includes the Service tax on Investment Management Fees. The above ratio excludes, borrowing cost, wherever applicable.

\*Risk-free rate based on the FBIL Overnight MIBOR rate of 5.52% as on Jun 30, 2025

For calculation methodology please refer to Pg 106

## MINIMUM INVESTMENT/ MULTIPLES FOR NEW INVESTMENT

Rs.5,000/- and in multiple of Re.1/- thereafter

## ADDITIONAL INVESTMENT/ MULTIPLES FOR EXISTING INVESTORS

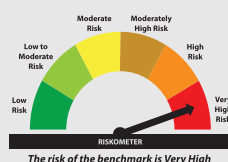
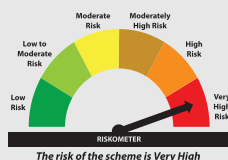
Rs. 1,000/- and in multiples of Re.1/-thereafter

## LOAD STRUCTURE

Entry Load : Not Applicable

Exit Load : 1% of the applicable NAV, if redeemed on or before 90 days from the date of allotment.

Please refer to our Tata Mutual Fund website for fundamental changes, wherever applicable



## PORTFOLIO

Company Name	No. of Shares	Market Value Rs. Lakhs	% of Assets
<b>Equity &amp; Equity Related Total</b>		<b>175578.76</b>	<b>98.86</b>
<b>Auto Components</b>			
ZF Commercial Vehicle Control Systems			
India Ltd.	15500	2075.76	1.17
Samvardhana Motherson International Ltd.	1275000	1974.08	1.11
Craftsman Automation Ltd.	35000	1949.68	1.10
Pricol Ltd.	269429	1234.93	0.70
<b>Automobiles</b>			
Hero Motocorp Ltd.	100000	4237.10	2.39
Maruti Suzuki India Ltd.	21500	2666.00	1.50
<b>Banks</b>			
Axis Bank Ltd.	546000	6547.63	3.69
ICICI Bank Ltd.	418000	6043.44	3.40
HDFC Bank Ltd.	263000	5263.95	2.96
Karur Vysya Bank Ltd.	835064	2234.13	1.26
<b>Capital Markets</b>			
Kfin Technologies Ltd.	236414	3186.15	1.79
Multi Commodity Exchange Of Ind Ltd.	5000	447.20	0.25
<b>Chemicals &amp; Petrochemicals</b>			
Pcbl Chemical Ltd.	583444	2444.05	1.38
Neogen Chemicals Ltd.	93619	1550.99	0.87
<b>Commercial Services &amp; Supplies</b>			
Firstsource Solutions Ltd.	1318395	4939.37	2.78
Eclerx Services Ltd.	77321	2707.16	1.52
<b>Construction</b>			
Larsen & Toubro Ltd.	101500	3724.85	2.10
<b>Consumer Durables</b>			
Amber Enterprises India Ltd.	71806	4860.91	2.74
Kajaria Ceramics Ltd.	382043	4129.88	2.32
<b>Diversified Fmcg</b>			
Hindustan Unilever Ltd.	150000	3441.90	1.94
<b>Electrical Equipment</b>			
Thermax Ltd.	52521	1795.85	1.01
<b>Finance</b>			
Sbi Cards And Payment Services Ltd.	325616	3103.45	1.75
<b>Financial Technology (Fintech)</b>			
Pb Fintech Ltd.	354630	6468.10	3.64
<b>Healthcare Equipment &amp; Supplies</b>			
Laxmi Dental Ltd.	50251	218.32	0.12
<b>Healthcare Services</b>			
Dr. Lal Path Labs Ltd.	120000	3355.56	1.89
Metropolis Healthcare Ltd.	127879	2181.87	1.23
Syngene International Ltd.	227220	1451.71	0.82
<b>IT - Services</b>			
Affle 3I Ltd.	203977	4076.07	2.29

## Top 10 Holdings Equity

Issuer Name	% to NAV
Eternal Ltd.	4.15
Tech Mahindra Ltd.	4.01
Axis Bank Ltd.	3.69
Pb Fintech Ltd.	3.64
Bharti Airtel Ltd.	3.56
ICICI Bank Ltd.	3.40
Reliance Industries Ltd.	3.10
Tata Consultancy Services Ltd.	3.02
HDFC Bank Ltd.	2.96
Firstsource Solutions Ltd.	2.78
<b>Total</b>	<b>34.31</b>

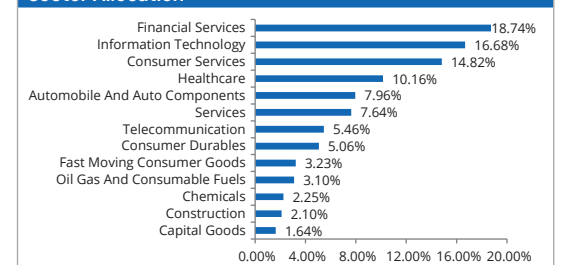
## Market Capitalisation wise Exposure

Large Cap	46.86%
Mid Cap	13.61%
Small Cap	39.53%
Market Capitalisation is as per list provided by AMFI.	

Company Name	No. of Shares	Mkt Val (Rs. Lacs)	% of Assets
<b>IT - Software</b>			
Tech Mahindra Ltd.	422000	7119.14	4.01
Tata Consultancy Services Ltd.	155000	5366.10	3.02
Infosys Ltd.	300000	4805.40	2.70
Newgen Software Technologies Ltd.	247732	2902.92	1.63
Sonata Software Ltd.	575821	2361.15	1.33
Zensar Technologies Ltd.	273335	2302.98	1.30
Quick Heal Technologies Ltd.	187403	694.23	0.39
<b>Industrial Products</b>			
Carborundum Universal Ltd.	115433	1114.45	0.63
<b>Leisure Services</b>			
Jubilant Foodworks Ltd.	502254	3524.82	1.98
Westlife Foodworld Ltd.	316842	2360.79	1.33
Tbo Tek Ltd.	54233	759.10	0.43
<b>Personal Products</b>			
Dabur India Ltd.	475000	2304.94	1.30
<b>Petroleum Products</b>			
Reliance Industries Ltd.	367000	5507.20	3.10
<b>Pharmaceuticals &amp; Biotechnology</b>			
Acutaas Chemicals Ltd.	195000	2231.58	1.26
Cohance Lifesciences Ltd.	225000	2177.78	1.23
Aurobindo Pharma Ltd.	160000	1815.68	1.02
Indoco Remedies Ltd.	553506	1757.94	0.99
Orchid Pharma Ltd.	144093	1029.26	0.58
Wockhardt Ltd.	59354	1017.33	0.57
Piramal Pharma Ltd.	400000	813.52	0.46
<b>Retailing</b>			
Eternal Ltd.	2789600	7368.73	4.15
Avenue Supermarts Ltd.	88000	3847.62	2.17
Info Edge (India) Ltd.	245545	3654.45	2.06
Medplus Health Services Ltd.	271909	2459.42	1.38
Vishal Mega Mart Ltd.	1762115	2360.88	1.33
<b>Telecom - Services</b>			
Bharti Airtel Ltd.	314548	6321.16	3.56
Tata Communications Ltd.	199477	3372.36	1.90
<b>Transport Services</b>			
Delhivery Ltd.	1000000	3828.00	2.15
Interglobe Aviation Ltd.	34966	2089.74	1.18

<b>Repo</b>	<b>1208.39</b>	<b>0.68</b>
<b>Portfolio Total</b>	<b>176787.15</b>	<b>99.54</b>
<b>Cash / Net Current Asset</b>	<b>865.78</b>	<b>0.46</b>
<b>Net Assets</b>	<b>177652.93</b>	<b>100.00</b>

## Sector Allocation



## NAV Movement

