

Potential Risk Class			
Credit Risk →	Relatively Low (Class A)	Moderate (Class B)	Relatively High (Class C)
Interest Rate Risk ↓			
Relatively Low (Class I)		B-I	
Moderate (Class II)			
Relatively High (Class III)			

TATA LIQUID FUND

(An open ended Liquid Scheme. A Relatively Low Interest Rate Risk and Moderate Credit Risk.)

You work hard to earn money. Invest it wisely

As on 30th June 2025

DATE OF ALLOTMENT

September 01, 2004

BENCHMARK

CRISIL Liquid Debt A-I Index

FUND SIZE

Rs. 23367.52 Crores

MONTHLY AVERAGE AUM

Rs. 22059.61 Crores

FUND MANAGER

Amit Somani (Managing Since 16-Oct-13) & Abhishek Sonthalia (Managing Since 06-Feb-20)

JUNIOR FUND MANAGER

Harsh Dave (Managing Since 01-Aug-24)

EXPENSE RATIO**

Direct - 0.20

Regular - 0.31

EXIT LOAD

1 day - 0.0070% of redemption proceeds

2 days - 0.0065% of redemption proceeds

3 days - 0.0060% of redemption proceeds

4 days - 0.0055% of redemption proceeds

5 days - 0.0050% of redemption proceeds

6 days - 0.0045% of redemption proceeds

7 days or more - Nil

MINIMUM INVESTMENT

Rs. 5,000/- and in multiples of Re. 1/- thereafter.

**Note: The rates specified are actual month end expenses charged as on June 30, 2025. The above ratio includes the Service tax on Investment Management Fees. The above ratio excludes, borrowing cost, wherever applicable.



ABOUT THE FUND

An open-ended liquid Scheme. A Relatively Low Interest Rate Risk and Moderate Credit Risk. The investment objective is to generate reasonable returns with high liquidity to the unitholders.



INVESTMENT PHILOSOPHY

Objective: The scheme shall make investments in/ purchase debt and money market securities with maturity up to 91 days.

Transparency: Clearly defined investment universe & asset allocation. All disclosures & portfolios publicly available



PORTFOLIO POSITIONING AND CONSTRUCT



Liquidity & Safety (high liquidity and low risk)



To provide reasonable return while ensuring low volatility / risk and ready liquidity.



Investing in high quality sovereign T-Bills and A1+ rated CDs and CPs ensures lower credit risk in the portfolio.



Ideal for investors with 7-91 days of investment horizon.



SLR PHILOSOPHY GRAPH

Debt Investment Philosophy

S

Safety

Safety of the Portfolio

L

Liquidity

Adequate Liquidity in the Portfolio

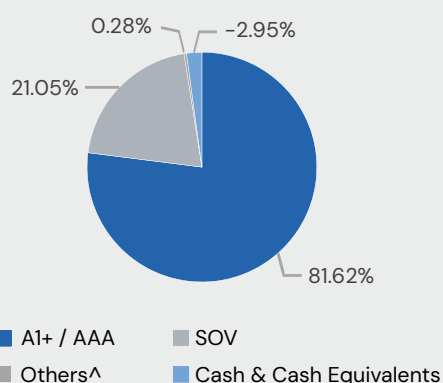
R

Return

Seeking to provide higher risk-adjusted Return



COMPOSITION BY RATINGS



KEY MEASURES^

KEY MEASURES*	FUND	BENCHMARK
Standard Deviation	0.21	0.17
Portfolio Beta	1.17	NA
R Squared	0.95	NA
Treynor	0.09	NA
Jenson	-0.02	NA
Annualized Portfolio YTM*		6.00%
Modified Duration		61 Days
Macaulay Duration		61 Days
Residual Maturity		61 Days

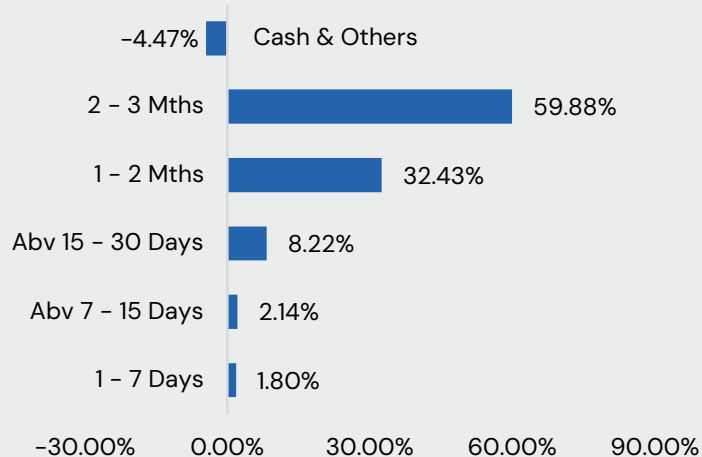
^Risk-free rate based on the FBIL Overnight MIBOR rate of 5.52% as on June 30, 2025.

* In case of semi-annual YTM, it will be annualized. Current YTM is not an indicative for future YTM. It is subject to change on daily basis depending on market conditions.

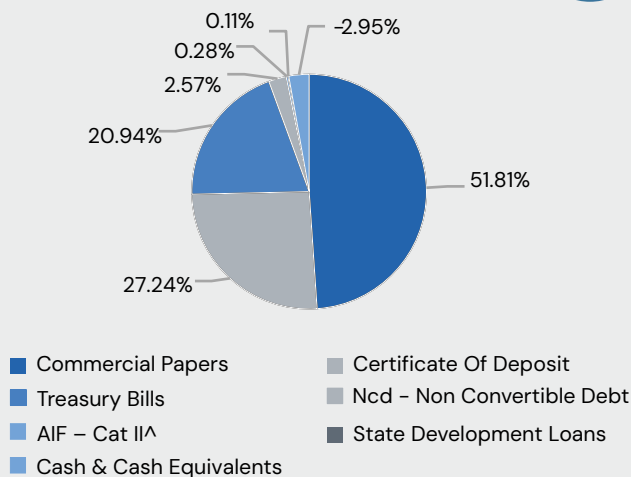
^For the period of 3 years.



MATURITY LADDER



INSTRUMENT WISE COMPOSITION



^Note: Includes amount of ~Rs.5.59 Crores (at cost) for 5,587.02 units allotted towards Initial Contribution by the scheme (i.e. 25 bps of the schemes AUM as on December 31, 2022), as per SEBI Circular No. SEBI/HO/IMD/PoD2/P/CIR/2023/129 dated July 27, 2023.

Product Label

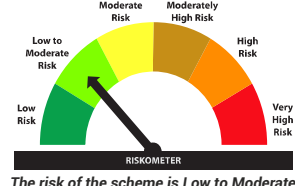
This product is suitable for investors who are seeking*:

- Regular Income for Short Term.
- Investment in Debt / Money Market Instruments.

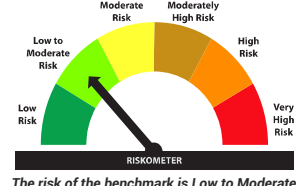
*Investors should consult their financial advisors if in doubt about whether the product is suitable for them.

It may be noted that risk-o-meter specified above is based on the scheme characteristics. The same shall be updated in accordance with provisions of SEBI circular dated October 5, 2020 on Product labelling in mutual fund schemes on ongoing basis.

TATA Liquid Fund



CRISIL Liquid Debt A-I Index



DISCLAIMERS AND OTHER STATUTORY DISCLOSURES

For detailed month end portfolio and scheme performance in SEBI prescribed format, please visit: www.tatamutualfund.com

Main portfolio of Tata Corporate Bond Fund was merged with Tata Short Term Bond Fund wef 14th December 2019. Fund manager for Tata Corporate Bond Fund was Amit Somani. Due to credit event (Default of Debt Servicing by Dewan Housing Finance Ltd (DHFL) on 4th June 2019), segregated portfolio of securities of DHFL was created in Tata Corporate Bond Fund on 15th June 2019.

a. In the performance data of Tata Short Term Bond Fund there is no impact of segregated portfolio which was created in Tata Corporate Bond Fund. The creation of Segregated Portfolio, had impacted the NAV of the Tata Corporate Bond Fund to the extent of (-15.02%) of NAV.

b. As per National Company Law Tribunal (NCLT) approved resolution plan on 7th June 2021, the segregated portfolio of the scheme (i.e. Tata Corporate Bond Fund-Segregated Portfolio) has received Rs. 25.67 Crores against gross receivable of Rs.57.80 Crores. The final repayment were in the form of upfront cash and secured 10 year 6.75% par bonds issued by Piramal Capital and Housing Finance Ltd. (PCHFL). The segregated portfolio of the scheme has received Rs. 11.66 Crores in Cash and total face value of Rs.14.01 crores of PCHFL bonds. The cash component was paid out to the investors immediately and the payout amount was credited to the investors bank account on October 12, 2021. The Bonds of Piramal Capital and Housing Finance Ltd (PCHFL) bonds were sold in the open market and the proceeds of Rs 12.03 crores were distributed to investors on February 14, 2022.

Mutual Fund Investments are subject to market risks, read all Scheme related documents carefully.