

Tata Nifty Auto Index Fund

(An open-ended scheme replicating/tracking Nifty Auto Index (TRI))

As on 30th June 2025

INVESTMENT STYLE

An open-ended scheme replicating/tracking Nifty Auto Index (TRI)

INVESTMENT OBJECTIVE

The investment objective of the scheme is to provide returns, before expenses, that are in line with the performance of Nifty Auto Index (TRI), subject to tracking error. However, there is no assurance or guarantee that the investment objective of the Scheme will be achieved. The scheme does not assure or guarantee any returns.

DATE OF ALLOTMENT

April 26, 2024

FUND MANAGER

Kapil Menon (Managing Since 26-Apr-24 and overall experience of 21 years)

ASSISTANT FUND MANAGER

Rakesh Indrajeet Prajapati (Managing Since 20-Dec-24 and overall experience of 19 years)

BENCHMARK

Nifty Auto TRI

NAV (in Rs.)

Direct - Growth	:	10.7894
Direct - IDCW	:	10.7894
Reg - Growth	:	10.7002
Reg - IDCW	:	10.7002

FUND SIZE

Rs. 83.28 (Rs. in Cr.)

MONTHLY AVERAGE AUM

Rs. 83.12 (Rs. in Cr.)

TURN OVER

Portfolio Turnover (Equity component only) 18.84%

EXPENSE RATIO**

Direct 0.50
Regular 1.11

**Note: The rates specified are actual month end expenses charged as on Jun 30, 2025. The above ratio includes the Service tax on Investment Management Fees. The above ratio excludes, borrowing cost, wherever applicable.

^Risk-free rate based on the FBIL Overnight MIBOR rate of 5.52% as on Jun 30, 2025

MINIMUM INVESTMENT/ MULTIPLES FOR NEW INVESTMENT

Rs. 5,000/- and in multiples of Re. 1/- thereafter.

ADDITIONAL INVESTMENT/ MULTIPLES FOR EXISTING INVESTORS

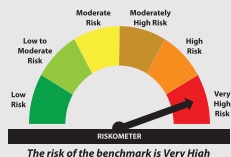
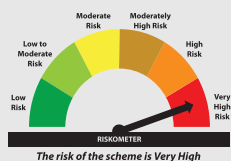
Rs. 1,000/- and in multiples of Re. 1/- thereafter.

LOAD STRUCTURE

Entry Load: Not Applicable

Exit Load : 0.25 % of the applicable NAV, if redeemed on or before 15 days from the date of allotment.

Please refer to our Tata Mutual Fund website for fundamental changes, wherever applicable



PORTFOLIO

Company Name	No. of Shares	Market Value Rs. Lakhs	% of Assets
Equity & Equity Related Total		8328.76	100.03
Agricultural, Commercial & Construction Vehicles			
Ashok Leyland Ltd.	105852	265.59	3.19
Auto Components			
Samvardhana Motherson International Ltd.	218183	337.81	4.06
Bharat Forge Ltd.	19729	258.08	3.10
Tube Investments Of India Ltd..	7899	245.58	2.95
MRF Ltd.	149	212.12	2.55
Bosch Ltd.	641	209.48	2.52
Balkrishna Industries Ltd.	5927	144.93	1.74
Exide Industries Ltd.	33677	130.58	1.57
Automobiles			
Mahindra & Mahindra Ltd.	65385	2081.34	24.99
Maruti Suzuki India Ltd.	9711	1204.16	14.46
Tata Motors Ltd.	154446	1062.59	12.76
Bajaj Auto Ltd.	8198	686.66	8.25
Eicher Motors Ltd.	10177	575.66	6.91
Tvs Motor Company Ltd.	17379	507.12	6.09
Hero Motocorp Ltd.	9607	407.06	4.89

Company Name	No. of Shares	Market Value Rs. Lakhs	% to Assets
Repo		16.74	0.20
Portfolio Total		8345.50	100.23
Net Current Liabilities		-17.25	-0.23
Net Assets		8328.25	100.00

SIP - If you had invested INR 10000 every month

	1 Year	3 Year	5 Year	7 Year	10 Year	Since Inception
Total Amount Invested (Rs.)	120,000	NA	NA	NA	NA	140,000
Total Value as on Jun 30, 2025 (Rs.)	120,586	NA	NA	NA	NA	140,960
Returns	0.91%	NA	NA	NA	NA	1.11%
Total Value of B: Nifty Auto TRI	121,348	NA	NA	NA	NA	141,989
B: Nifty Auto TRI	2.11%	NA	NA	NA	NA	2.31%
Total Value of AB: Nifty 50 TRI	127,829	NA	NA	NA	NA	150,412
AB: Nifty 50 TRI	12.43%	NA	NA	NA	NA	12.18%

(Inception date :26-Apr-2024) (First Installment date : 01-May-2024)

Past performance may or may not be sustained in the future. Returns greater than 1 year period are compounded annualized. Income Distribution cum capital withdrawals are assumed to be reinvested and bonus is adjusted. Load is not taken in to consideration. For SIP returns, monthly investment of equal amounts invested on the 1st day of every month has been considered.

For scheme performance refer pages 85 - 104.

*B: Benchmark; For Scheme Risk-O-Meter and Scheme Benchmark Risk-O-Meter please refer page number 105 of Factsheet.

Source: MFI Explorer

Top 10 Holdings Equity

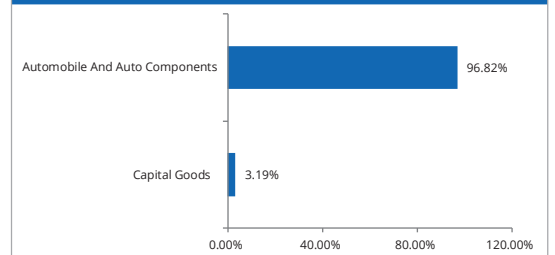
Issuer Name	% to NAV
Mahindra & Mahindra Ltd.	24.99
Maruti Suzuki India Ltd.	14.46
Tata Motors Ltd.	12.76
Bajaj Auto Ltd.	8.25
Eicher Motors Ltd.	6.91
Tvs Motor Company Ltd.	6.09
Hero Motocorp Ltd.	4.89
Samvardhana Motherson International Ltd.	4.06
Ashok Leyland	3.19
Bharat Forge Ltd.	3.10
Total	88.70

Market Capitalisation wise Exposure

Large Cap	84.91%
Mid Cap	15.09%
Small Cap	0.00%

Market Capitalisation is as per list provided by AMFI.

Sector Allocation



NAV Movement

