

Tata Nifty India Digital Exchange Traded Fund

(An Open-Ended Exchange Traded Fund replicating / tracking Nifty India Digital Index)

TATA
mutual fund

As on 30th June 2025

INVESTMENT STYLE

An Open-Ended Exchange Traded Fund replicating/tracking Nifty India Digital Index.

INVESTMENT OBJECTIVE

The investment objective of the scheme is to provide returns that corresponds to the total returns of the securities as represented by the Nifty India Digital Index, subject to tracking error. However, there is no assurance or guarantee that the investment objective of the Scheme will be achieved.

DATE OF ALLOTMENT

March 31, 2022

FUND MANAGER

Kapil Menon (Managing Since 26-Apr-24 and overall experience of 21 years)

ASSISTANT FUND MANAGER

Rakesh Indrajeet Prajapati (Managing Since 20-Dec-24 and overall experience of 19 years)

BENCHMARK

Nifty India Digital TRI

NAV (in Rs.)

Direct - Growth : 95.2943

FUND SIZE

Rs. 174.33 (Rs. in Cr.)

MONTHLY AVERAGE AUM

Rs. 169.94 (Rs. in Cr.)

TURN OVER

Portfolio Turnover (Equity component only) 42.44%

EXPENSE RATIO**

Direct 0.39
Regular 0.00

VOLATILITY MEASURES[^] FUND BENCHMARK

	FUND	BENCHMARK
Std. Dev (Annualised)	16.20	16.28
Sharpe Ratio	1.00	1.04
Portfolio Beta	0.96	NA
R Squared	0.99	NA
Treynor	1.42	NA
Jenson	0.00	NA

**Note: The rates specified are actual month end expenses charged as on Jun 30, 2025. The above ratio includes the Service tax on Investment Management Fees. The above ratio excludes, borrowing cost, wherever applicable.

[^]Risk-free rate based on the FBIL Overnight MIBOR rate of 5.52% as on Jun 30, 2025

For calculation methodology please refer to Pg 106.

MINIMUM INVESTMENT/

MULTIPLES FOR NEW INVESTMENT

Transactions by Market Makers: in creation unit size (refer SID for creation unit size)

Transactions by Investors:

- Amount greater than 25 Crs: Directly through AMC or through exchange
- Amount less than 25 Crs: Through exchange, min 1 unit and in multiple thereof

ADDITIONAL INVESTMENT/

MULTIPLES FOR EXISTING INVESTORS

Transactions by Market Makers: in creation unit size (refer SID for creation unit size)

Transactions by Investors:

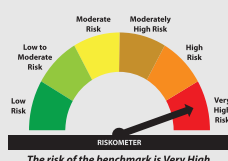
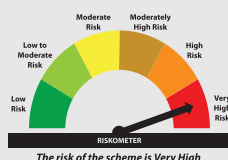
- Amount greater than 25 Crs: Directly through AMC or through exchange
- Amount less than 25 Crs: Through exchange, min 1 unit and in multiple thereof

LOAD STRUCTURE

Entry Load: Not Applicable

Exit Load : Nil

Please refer to our Tata Mutual Fund website for fundamental changes, wherever applicable



PORTFOLIO

Company name	No. of Shares	Market Value Rs. Lakhs	% of Assets
Equity & Equity Related Total		17398.21	99.80
Financial Technology (Fintech)			
Pb Fintech Ltd.	70557	1286.89	7.38
One 97 Communications Ltd.	81696	754.87	4.33
IT - Services			
Affle 3i Ltd.	5667	113.24	0.65
L&T Technology Services Ltd.	2467	108.60	0.62
Cyient Ltd.	7573	97.59	0.56
Tata Technologies Ltd.	13828	98.32	0.56
IT - Software			
HCL Technologies Ltd.	75640	1307.51	7.50
Tata Consultancy Services Ltd.	37696	1305.04	7.49
Infosys Ltd.	80459	1288.79	7.39
Tech Mahindra Ltd.	56883	959.62	5.50
Wipro Ltd.	255725	680.18	3.90
Persistent Systems Ltd.	9618	581.07	3.33
Coforge Ltd.	29873	574.91	3.30
Ltimindtree Ltd.	8303	441.47	2.53
Mphasis Ltd.	10207	290.43	1.67
Tata Elxsi Ltd.	3108	196.11	1.12
Oracle Financials Services Soft Ltd.	2125	190.95	1.10
Kpit Technologies Ltd.	14645	184.34	1.06
Intellect Design Arena Ltd.	8150	93.64	0.54
Sonata Software Ltd.	17462	71.60	0.41
Birlasoft Ltd.	14772	64.04	0.37
Leisure Services			
Indian Railway Catering And Tourism Corporation Ltd.	72348	565.40	3.24

SIP - If you had invested INR 10000 every month

	1 Year	3 Year	5 Year	7 Year	10 Year	Since Inception
Total Amount Invested (Rs.)	120,000	360,000	NA	NA	NA	390,000
Total Value as on Jun 30, 2025 (Rs.)	124,495	496,334	NA	NA	NA	542,177
Returns	7.08%	22.05%	NA	NA	NA	20.94%
Total Value of B: Nifty India Digital TRI	124,964	501,609	NA	NA	NA	548,079
B: Nifty India Digital TRI	7.82%	22.82%	NA	NA	NA	21.66%
Total Value of AB: Nifty 50 TRI	127,776	456,678	NA	NA	NA	502,348
AB: Nifty 50 TRI	12.34%	16.11%	NA	NA	NA	15.92%

(Inception date :31-Mar-2022) (First Installment date : 06-Apr-2022)

Past performance may or may not be sustained in the future. Returns greater than 1 year period are compounded annualized. Income Distribution cum capital withdrawals are assumed to be reinvested and bonus is adjusted. Load is not taken in to consideration. For SIP returns, monthly investment of equal amounts invested on the 1st day of every month has been considered.

For scheme performance refer pages 85 - 104.

*B: Benchmark, AB: Additional Benchmark; For Scheme Risk-O-Meter and Scheme Benchmark Risk-O-Meter please refer page number 105 of Factsheet.

Source: MFI Explorer

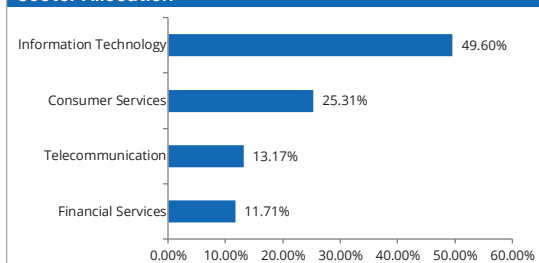
Top 10 Holdings Equity

Issuer Name	% to NAV
Bharti Airtel Ltd.	7.62
Eternal Ltd.	7.59
HCL Technologies Ltd.	7.50
Tata Consultancy Services Ltd.	7.49
Infosys Ltd.	7.39
Pb Fintech Ltd.	7.38
Info Edge (india) Ltd.	7.35
Tech Mahindra Ltd.	5.50
One 97 Communications Ltd.	4.33
Fsn E Commerce Ventures Ltd	3.91
Total	66.06

Market Capitalisation wise Exposure

Large Cap	59.13%
Mid Cap	37.25%
Small Cap	3.62%
Market Capitalisation is as per list provided by AMFI.	

Sector Allocation



NAV Movement

