

Tata Nifty Private Bank Exchange Traded Fund

(An Open-Ended Exchange Traded Fund replicating/ tracking -Nifty Private Bank Index)

TATA
mutual fund

As on 30th June 2025

INVESTMENT STYLE

Exchange Traded Fund replicating / tracking Nifty Private Bank Index.

INVESTMENT OBJECTIVE

The investment objective of the scheme is to provide returns that is closely correspond to the total returns of the securities as represented by the Nifty Private Bank index, subject to tracking error. However, there is no assurance or guarantee that the investment objective of the Scheme will be achieved.

DATE OF ALLOTMENT

August 30, 2019

FUND MANAGER

Kapil Menon (Managing Since 26-Apr-24 and overall experience of 21 years)

ASSISTANT FUND MANAGER

Rakesh Indrajeet Prajapati (Managing Since 20-Dec-24 and overall experience of 19 years)

BENCHMARK

Nifty Private Bank TRI

NAV (in Rs.)

Direct - Growth : 290.7499

FUND SIZE

Rs. 12.25 (Rs. in Cr.)

MONTHLY AVERAGE AUM

Rs. 12.21 (Rs. in Cr.)

TURN OVER

Portfolio Turnover (Equity component only) 43.68%

EXPENSE RATIO**

Direct 0.13
Regular NA

**Note: The rates specified are actual month end expenses charged as on Jun 31, 2025. The above ratio includes the Service tax on Investment Management Fees. The above ratio excludes, borrowing cost, wherever applicable.

VOLATILITY MEASURES* FUND BENCHMARK

Std. Dev (Annualised)	14.66	15.94
Sharpe Ratio	0.92	0.88
Portfolio Beta	0.81	NA
R Squared	0.83	NA
Treynor	1.39	NA
Jenson	0.18	NA

*Risk-free rate based on the FBIL Overnight MIBOR rate of 5.52% as on Jun 30, 2025

For calculation methodology please refer to Pg 106.

MINIMUM INVESTMENT/

MULTIPLES FOR NEW INVESTMENT

Transactions by Market Makers: in creation unit size (refer SID for creation unit size)

Transactions by Investors:

- Amount greater than 25 Crs: Directly through AMC or through exchange
- Amount less than 25 Crs: Through exchange, min 1 unit and in multiple thereof

ADDITIONAL INVESTMENT/

MULTIPLES FOR EXISTING INVESTORS

Transactions by Market Makers: in creation unit size (refer SID for creation unit size)

Transactions by Investors:

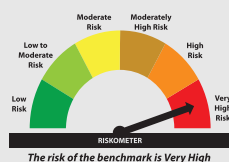
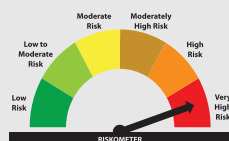
- Amount greater than 25 Crs: Directly through AMC or through exchange
- Amount less than 25 Crs: Through exchange, min 1 unit and in multiple thereof

LOAD STRUCTURE

Entry Load: Not Applicable

Exit Load : Nil

Please refer to our Tata Mutual Fund website for fundamental changes, wherever applicable



PORTFOLIO

Company name	No. of Shares	Market Value Rs. Lakhs	% of Assets
Equity & Equity Related Total		1221.45	99.72
Banks			
ICICI Bank Ltd.	18132	262.15	21.40
HDFC Bank Ltd.	13063	261.46	21.34
Axis Bank Ltd.	19486	233.68	19.08
Kotak Mahindra Bank Ltd.	10750	232.58	18.99
Indusind Bank Ltd.	6734	58.73	4.79
Federal Bank Ltd.	24969	53.21	4.34
IDFC First Bank Ltd.	67364	49.07	4.01
Yes Bank Ltd.	192437	39.14	3.20
Bandhan Bank Ltd.	8633	16.37	1.34
Rbl Bank Ltd.	6062	15.06	1.23

Company name	No. of Shares	Market Value Rs. Lakhs	% of Assets
Portfolio Total		1221.45	99.72
Cash / Net Current Asset		3.46	0.28
Net Assets		1224.91	100.00

Note: As per the guidance issued by AMFI vide correspondence 35P/MEM-COR/57/2019-20, any realization of proceeds from the locked-in shares of Yes Bank Ltd. (which is 3 years from the commencement of the Revival scheme i.e March 13, 2020) shall be distributed (post conclusion of the lock in period) among the set of investors existing in the unit holders' register / BENPOS as on end of March 13, 2020. For further details refer our website

https://www.tatamutualfund.com/docs/default-source/statutory-disclosures/valuation-current-update/valuation-update-17-03-2020.pdf?sfvrsn=aa8cd899_2

SIP - If you had invested INR 10000 every month

	1 Year	3 Year	5 Year	7 Year	10 Year	Since Inception
Total Amount Invested (Rs.)	120,000	360,000	600,000	NA	NA	690,000
Total Value as on Jun 30, 2025 (Rs.)	132,365	444,525	857,737	NA	NA	1,043,807
Returns	19.82%	14.22%	14.29%	NA	NA	14.30%
Total Value of B: Nifty Private Bank TRI	132,508	445,966	862,034	NA	NA	1,049,764
B: Nifty Private Bank TRI	20.05%	14.44%	14.49%	NA	NA	14.50%
Total Value of AB: Nifty 50 TRI	127,776	456,678	896,299	NA	NA	1,125,565
AB: Nifty 50 TRI	12.34%	16.11%	16.08%	NA	NA	16.94%

(Inception date :30-Aug-2019) (First Installment date : 01-Oct-2019)

Past performance may or may not be sustained in the future. Returns greater than 1 year period are compounded annualized. Income Distribution cum capital withdrawals are assumed to be reinvested and bonus is adjusted. Load is not taken in to consideration. For SIP returns, monthly investment of equal amounts invested on the 1st day of every month has been considered.

For scheme performance refer pages 85 - 104.

*B: Benchmark, AB: Additional Benchmark; For Scheme Risk-O-Meter and Scheme Benchmark Risk-O-Meter please refer page number 105 of Factsheet.

Source: MFI Explorer

Top 10 Holdings Equity

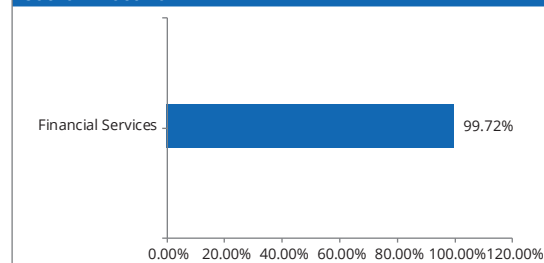
Issuer Name	% to NAV
ICICI Bank Ltd.	21.40
HDFC Bank Ltd.	21.34
Axis Bank Ltd.	19.08
Kotak Mahindra Bank	18.99
Indusind Bank Ltd.	4.79
Federal Bank Ltd.	4.34
IDFC First Bank Ltd.	4.01
Yes Bank Ltd.	3.20
Bandhan Bank Ltd.	1.34
Rbl Bank Ltd.	1.23
Total	99.72

Market Capitalisation wise Exposure

Large Cap	81.04%
Mid Cap	16.39%
Small Cap	2.57%

Market Capitalisation is as per list provided by AMFI.

Sector Allocation



NAV Movement

