



Benefit from the potential growth of Resource & Energy sectors of India

As on 30th June 2025

DATE OF ALLOTMENT

December 28, 2015

BENCHMARK

Nifty Commodities TRI

FUND SIZE

Rs. 1172.49 Crores

MONTHLY AVERAGE AUM

Rs. 1135.18 Crores

FUND MANAGER

Satish Chandra Mishra
(Managing Since 09-Mar-21)

EXPENSE RATIO**

Direct - 0.53

Regular - 2.12

EXIT LOAD

0.25% of NAV if redeemed/switched out before 30days from the date of allotment.

MINIMUM INVESTMENT

Rs. 5,000/- and in multiples of Re. 1/- thereafter.

**Note: The rates specified are actual month end expenses charged as on June 30, 2025. The above ratio includes the Service tax on Investment Management Fees. The above ratio excludes, borrowing cost, wherever applicable.



FUND OVERVIEW

The Tata Resource & Energy Fund is an open ended scheme that focuses Primarily in Resources & Energy sectors (atleast 80% of it's assets) which includes sectors driven by global pricing and global demand - Metals and Mining (Aluminium and Steel), Speciality chemicals, Oil and Natural Gas, which are the top sector exposures. On the domestic side it covers Agri chemicals (fertilizers and pesticides, Cement and Power)



PORTFOLIO CONSTRUCTION



The fund endeavours to invest & construct the portfolio with a balance between GARP & value stocks.



The fund has a balanced composition of secular (non-cyclical) businesses that can deliver growth even during a downturn and cyclical plays that can outperform when the particular themes take off (metal, cement etc.). Non-cyclical segments include areas such as chemicals and agricultural inputs (fertilizers & pesticides) whereas cyclical businesses include iron, steel etc.



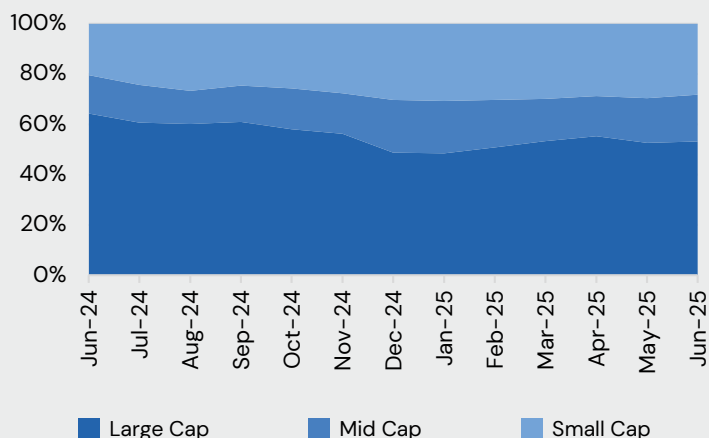
The fund also maintains a balance between structural & thematic play.

- Structural play: The positions taken are a play on long-term structural changes in the business segments that provide these businesses the potential for a long runway for growth

- Thematic play: Positions in this segment are play in themes over the short to medium term. The themes in the sector include the pickup in private capital expenditure, the Make in India policies of the government, expected rise in demand for select commodities, and government support for industries through direct and indirect subsidies. Some positions are taken based on valuation comfort with the aim of benefitting when valuations revive



MARKET CAPITALISATION TREND



KEY MEASURES^



KEY MEASURES [#]	FUND	BENCHMARK
Standard Deviation	15.91	18.31
Sharpe Ratio	1.05	0.90
Portfolio Beta	0.75	NA
R Squared	0.79	NA
Treynor	1.86	NA
Jenson	0.36	NA

[^]Risk-free rate based on the FBIL Overnight MIBOR rate of 5.52% as on June 30, 2025.


[#]For the period of 3 years.



TOP 10 HOLDINGS

Issuer Name	% to NAV
Ultratech Cement Ltd.	7.22
Ambuja Cements Ltd.	4.43
Tata Steel Ltd.	4.09
NTPC Ltd.	4.00
Reliance Industries Ltd.	3.84
Navin Fluorine International Ltd.	3.29
Bpcl	3.11
Mahanagar Gas Ltd.	2.85
Vedanta Ltd.	2.75
Jsw Steel Ltd.	2.61
Total	38.19

TOP 5 SECTORS



Product Label

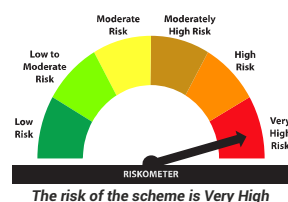
This product is suitable for investors who are seeking*:

- Long Term Capital Appreciation.
- Investment in equity/equity related instruments of the companies in the Resources & Energy sector in India.

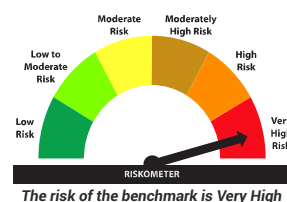
***Investors should consult their financial advisors if in doubt about whether the product is suitable for them.**

It may be noted that risk-o-meter specified above is based on the scheme characteristics. The same shall be updated in accordance with provisions of SEBI circular dated October 5, 2020 on Product labelling in mutual fund schemes on ongoing basis.

Tata Resources & Energy Fund



Nifty Commodities TRI



DISCLAIMERS AND OTHER STATUTORY DISCLOSURES

Market capitalization as per SEBI circular: A) Large Cap: 1st-100th company in terms of full market capitalization. B) Mid Cap: 101st-250th company in terms of full market capitalization. C) Small Cap: 251st company onwards in terms of full market capitalization.

For detailed month end portfolio and scheme performance in SEBI prescribed format, please visit: www.tatamutualfund.com

Mutual Fund Investments are subject to market risks, read all Scheme related documents carefully.